

ALUMINIUM FRAMED GLASS DOORS

Very popular in modern kitchen designs. We custom manufacture any size, from a range of different profiles, lots of glass options and hardware drilled for and supported as required.

FEATURES

- Made to order
- Available in four different profiles:
 - Finline - 50 x 20mm
 - Squareline 20 x 20mm
 - Broadline 50 x 20mm
- Available in Standard Anodised & Powder Coating (Dulux & Interpon Colour Range) for all profiles and Black Anodised in Squareline and Finline profiles only
- Glass options including Etchlite (frosted), Clear and others
- Drilled for Blum hardware unless otherwise requested
- Enko order form must be completed for all quotes and orders - <https://enko.nz/custom-made-aluminium-framed-glass-doors>



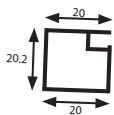
Aluminium Framed Glass Door Quote / Order Form

Order Form / Quote Request (Circle One)

Deliver to: _____	Job No: _____
Company Name: _____	Order No: _____
Street Address: _____	Date Required: _____
_____	Customer Tel No: _____
City: _____	Contact Person: _____

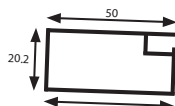
Please Select the Required Profile:

SQUARELINE



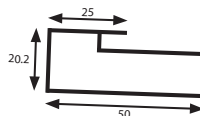
CS20

BROADLINE



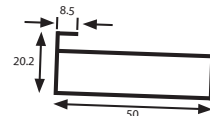
CB45

TWINLINE



CH45

FINELINE



CF45

Door No.	Height	Width	Qty	L/H	R/H	Std Door	Bi-Fold	Flap	Panel
1						<input type="checkbox"/>	<input type="checkbox"/>	<input type="checkbox"/>	<input type="checkbox"/>
2						<input type="checkbox"/>	<input type="checkbox"/>	<input type="checkbox"/>	<input type="checkbox"/>
3						<input type="checkbox"/>	<input type="checkbox"/>	<input type="checkbox"/>	<input type="checkbox"/>
4						<input type="checkbox"/>	<input type="checkbox"/>	<input type="checkbox"/>	<input type="checkbox"/>

Finishes: Standard Anodised (all profiles) Black Anodised (Squareline + Finline Profiles Only)
 Powder Coating - Dulux & Interpon Colour Range (all profiles):

Glass Type: Etchlite Clear Other, please name: _____

Cabinet Panel Thickness: 16mm 18mm Hinge

Hinges: Full Overlay Half Overlay Inset Do not supply

Assembly: Kitset (No Glass) Assembled Drill for hardware

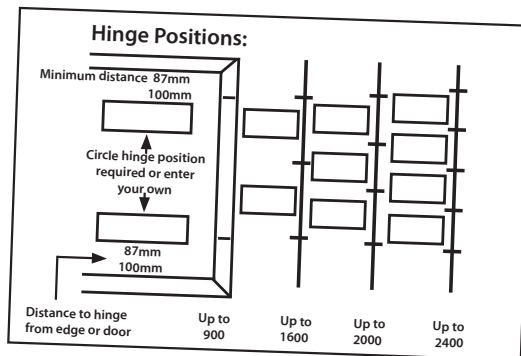
Flap Door: Duras Stays to suit Other: _____ Do not supply hardware

Bi-Fold Hardware: Cinetto Hardware **Track Length:** 1200mm 2400mm

If you require different hinge positioning than shown to the right, please alter dimensions on this drawing. Additionally, if they alter per door, send one order per door. Standard position is 100mm in from either end of hung edges.

Glass Size Deductions:
 CS20 - Overall door less 27mm
 CB45 - Overall door less 87mm
 CH45 - Overall door less 39mm
 CF45 - Overall door less 6mm

Glass: We only use toughened glass. Detailed drawing MUST be supplied showing position of any handle holes required for glass.



PHONE: 0508 365 674

EMAIL: sales@enko.nz

ADDRESS: 14 Winger Crescent, Kamo, Whangarei 0112

www.enko.nz

